

Scaled data based on original data using  
LM-79-08 Approved Method: Electrical and Photometric Measurements of Solid-  
State Lighting Products

Test Report Prepared for  
Cooper Lighting Solutions  
(formerly Eaton)

Brand: McGRAW-EDISON

Report Number: P227505

Luminaire Tested: **IST-AF-600-LED-E1-RW-7030**

Issue Date: 3/3/2020

**Test Information**

Test Method: LM-79-08  
Report Number: P227505  
TEST IS SCALED FROM IESNA LM-79-08 TEST DATA (P29767)  
Test Lab: INNOVATION CENTER-P2  
Issue Date: 3/3/2020  
Manufacturer: COOPER LIGHTING SOLUTIONS (FORMERLY EATON)  
Product Line: MCGRAW-EDISON  
Catalog Number: IST-AF-600-LED-E1-RW-7030  
Description: IMPACT ELITE LED TRAPEZOID LUMINAIRE  
LIGHT SQUARE WITH ACCULED OPTICS-RECTANGULAR WIDE TYPE I  
Light Source: (16) 3000K CCT, 70 CRI LEDs  
Ballast/Driver: ELECTRONIC DRIVER

**Summary**

Lumens per Lamp: N/A  
Luminaire Lumens: 3573.9 lumens  
Efficiency: N/A  
Efficacy: 106.1 lumens/watt  
Luminous Opening: Rectangular (W 0.5' x L: 0.5' x H: 0')  
IES Classification: Type II - Medium - Cutoff  
BUG Rating: B2 - U1 - G2

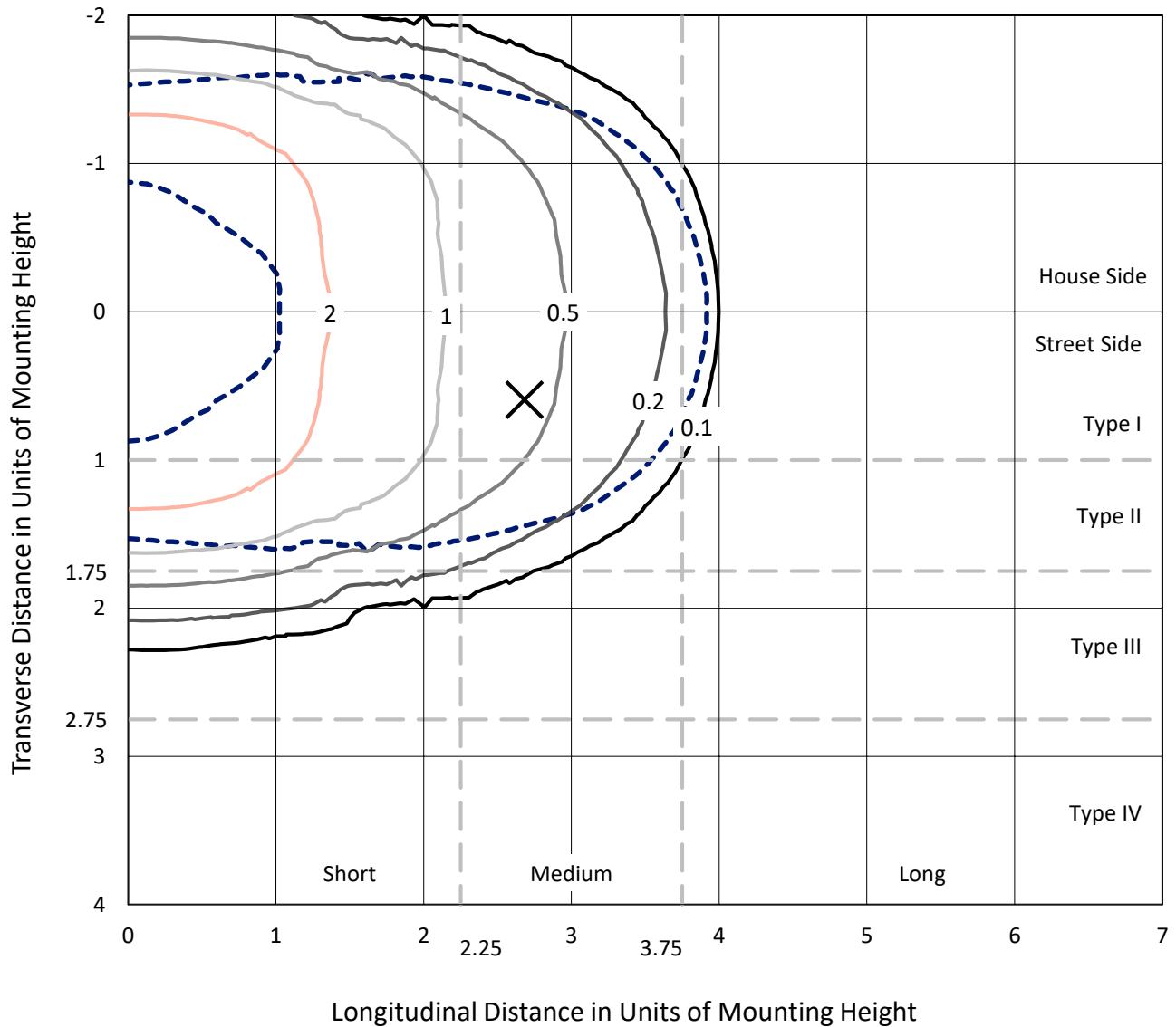
Input Watts (W): 33.7  
Input Voltage (V): 120  
Input Current (Ain): NR  
Voltage Rise (V): NR  
Power Factor: NR  
Total Harmonic Distortion (THDi): NR  
Frequency (hertz): 60  
Stabilization Time: NR  
Operation Time: NR  
Ambient Temperature (°C): NR  
Test Distance: 25 FT



REPORT NUMBER: P227505  
 CATALOG NUMBER: IST-AF-600-LED-E1-RW-7030

### Iso-Footcandle Lines of Horizontal Illumination

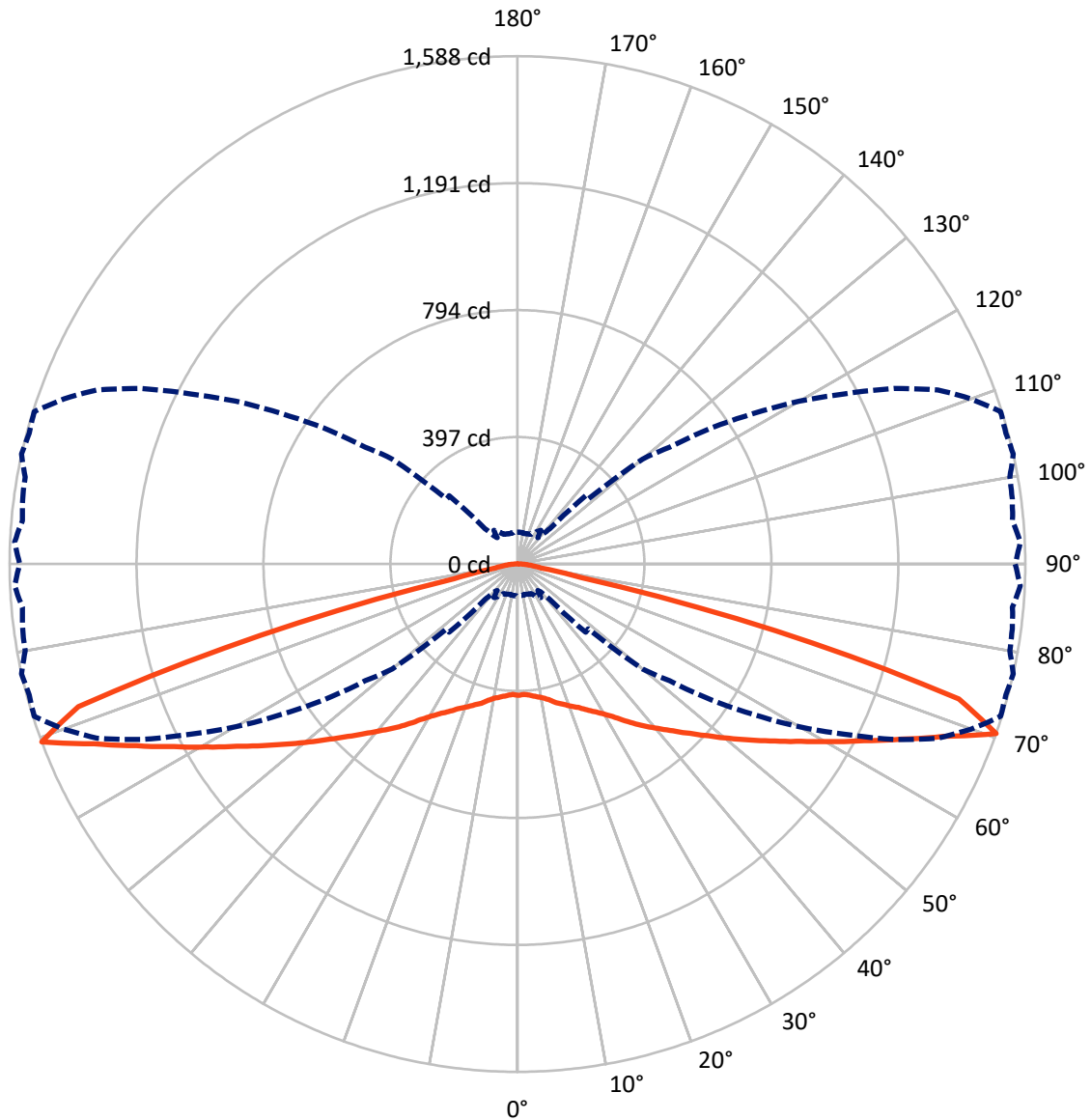
× Max cd  
 - - - 1/2 Max cd



Based on 10 foot mounting height. Maximum calculated value = 4.2 fc  
 Type II - Medium - Cutoff

REPORT NUMBER: P227505  
CATALOG NUMBER: IST-AF-600-LED-E1-RW-7030

### Luminous Intensity Polar Plot



— Vertical Plane Through 77.5-Deg Lateral    - - - Horizontal Cone Through 70-Deg Vertical

REPORT NUMBER: P227505

CATALOG NUMBER: IST-AF-600-LED-E1-RW-7030

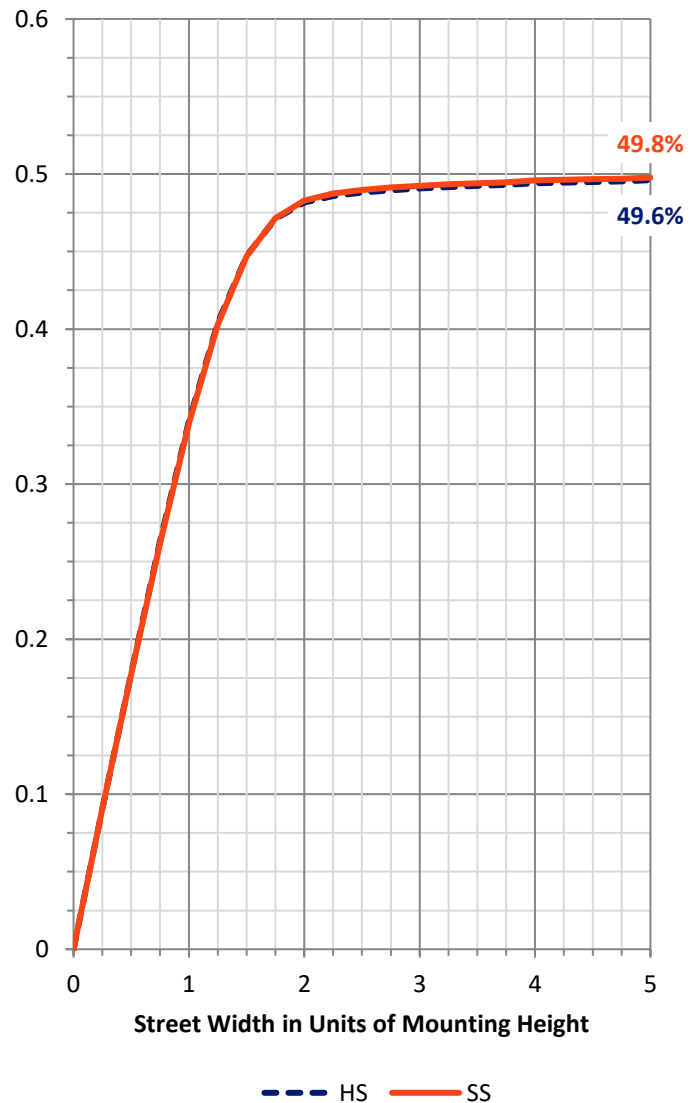
**FLUX DISTRIBUTION:**

		Downward	Upward	Total
<b>House Side</b>	Lumens	1786.7	0.3	1786.9
	% Fixture	50.0	0.0	50.0
<b>Street Side</b>	Lumens	1786.7	0.3	1786.9
	% Fixture	50.0	0.0	50.0
<b>Total</b>	Lumens	3573.3	0.6	3573.9
	% Fixture	100.0	0.0	100.0

**Coefficient of Utilization**

**ZONAL LUMENS:**

Zone	Lumens	% Fixture
0°-10°	39.7	1.1
10°-20°	124.1	3.5
20°-30°	232.9	6.5
30°-40°	407.0	11.4
40°-50°	663.5	18.6
50°-60°	908.0	25.4
60°-70°	835.3	23.4
70°-80°	326.5	9.1
80°-90°	36.3	1.0
90°-100°	0.6	0.0
100°-110°	0.0	0.0
110°-120°	0.0	0.0
120°-130°	0.0	0.0
130°-140°	0.0	0.0
140°-150°	0.0	0.0
150°-160°	0.0	0.0
160°-170°	0.0	0.0
170°-180°	0.0	0.0
0°-90°	3573.3	100.0
0°-180°	3573.9	100.0



REPORT NUMBER: P227505

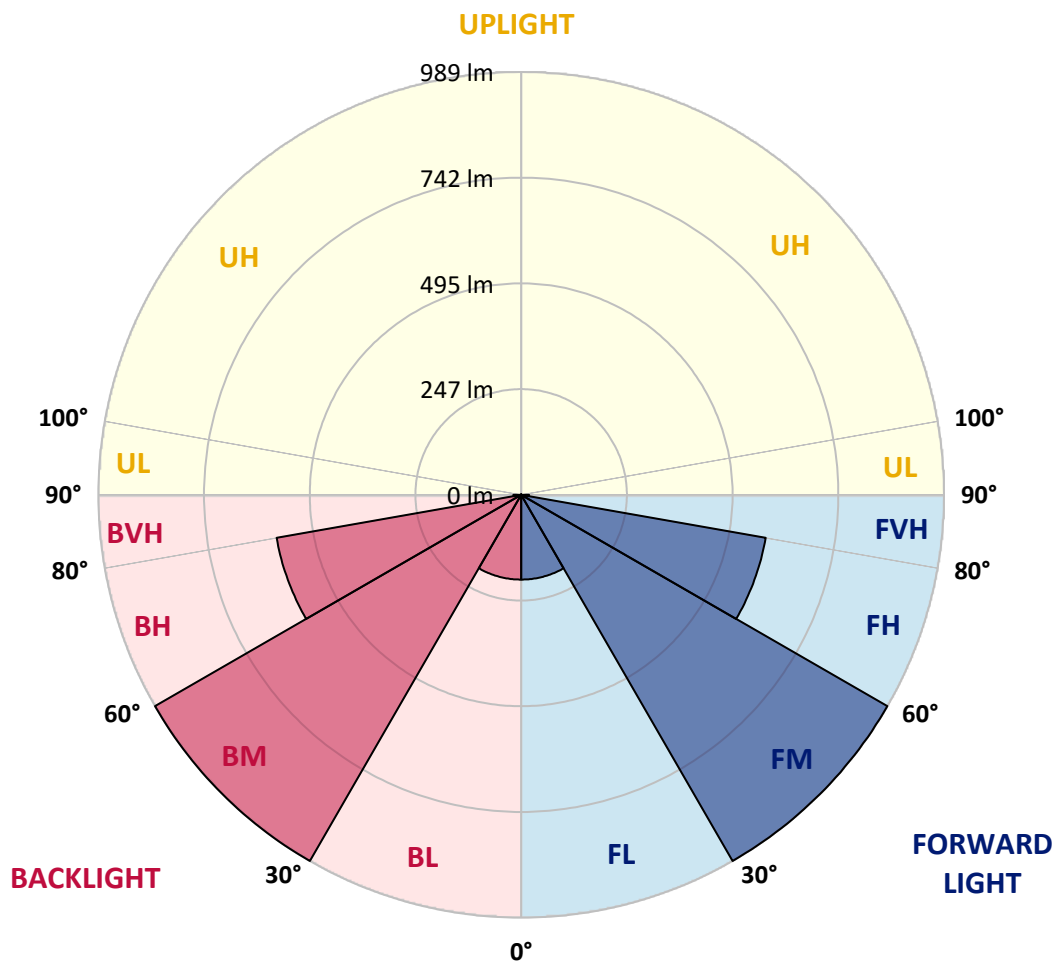
CATALOG NUMBER: IST-AF-600-LED-E1-RW-7030

**LUMINAIRE CLASSIFICATION SYSTEM LUMEN TABLE AND BUG RATING:**

Zone		Lumens	% Fixture	Zone Rating/Lumen Limit		
				B	U	G
FL	(0°-30°)	198.3	5.5			
FM	(30°-60°)	989.3	27.7			
FH	(60°-80°)	580.9	16.3			G0/660
FVH	(80°-90°)	18.2	0.5			G1/100
BL	(0°-30°)	198.3	5.5	B1/500		
BM	(30°-60°)	989.3	27.7	B1/1000		
BH	(60°-80°)	580.9	16.3	B2/1000		G2/1000
BVH	(80°-90°)	18.2	0.5			G1/100
UL	(90°-100°)	0.6	0.0		U1/10	
UH	(100°-180°)	0.3	0.0		U1/10	

**BUG Rating: B2-U1-G2**

Type II Medium





REPORT NUMBER: P227505

CATALOG NUMBER: IST-AF-600-LED-E1-RW-7030

**CANDELA DISTRIBUTION (FULL):**

	0°	5°	15°	25°	35°	37.5°	40°	42.5°	45°	47.5°	50°
0°	410.5	410.5	410.5	410.5	410.5	410.5	410.5	410.5	410.5	410.5	410.5
2.5°	409.0	408.4	408.4	409.0	410.0	410.5	409.5	410.0	410.0	409.5	411.1
5°	410.0	409.5	410.0	411.1	412.7	414.2	413.7	413.7	414.2	413.2	415.8
7.5°	409.0	408.4	409.5	412.1	415.8	417.9	417.9	417.9	419.0	418.4	421.6
10°	404.2	403.7	406.3	411.1	417.9	419.5	421.1	421.6	424.7	424.7	427.9
12.5°	400.0	400.6	404.2	411.6	422.6	423.2	425.3	427.4	431.6	429.5	435.3
15°	401.6	402.7	407.4	416.3	431.1	430.5	432.1	434.2	441.0	436.3	445.8
17.5°	409.5	411.1	416.3	426.8	442.1	439.5	441.6	444.7	453.7	447.9	458.9
20°	422.1	424.2	430.0	441.6	455.8	453.1	455.2	458.9	469.4	463.6	474.7
22.5°	438.9	441.0	447.3	460.5	475.7	472.6	474.7	477.8	489.4	480.5	494.1
25°	461.5	463.6	470.5	484.1	501.5	497.8	498.9	501.0	513.1	502.5	515.7
27.5°	493.1	495.2	501.0	514.1	530.9	527.8	528.8	530.9	543.5	533.0	544.6
30°	533.0	535.1	540.4	553.5	567.7	564.0	565.6	567.2	578.8	568.3	577.7
32.5°	580.3	579.8	587.7	601.4	614.0	607.2	607.2	607.2	618.2	607.7	615.0
35°	636.1	636.1	643.9	657.1	668.7	660.8	657.1	655.0	667.1	653.9	659.2
37.5°	697.0	694.4	706.5	718.6	729.6	719.6	716.5	713.9	722.8	708.1	710.7
40°	761.7	759.6	772.7	786.4	793.8	780.6	778.0	774.8	784.3	770.1	769.6
42.5°	820.6	819.0	835.8	851.6	860.5	843.7	840.0	836.9	847.4	833.2	830.0
45°	870.5	870.0	889.4	911.0	926.8	908.9	906.3	901.0	911.5	894.2	892.6
47.5°	909.4	907.3	931.0	962.5	987.7	969.3	968.8	965.1	976.2	957.2	955.1
50°	935.7	937.3	963.0	999.8	1040.8	1023.5	1025.1	1023.5	1039.8	1020.9	1023.5
52.5°	940.4	943.6	976.7	1025.1	1082.4	1061.3	1073.4	1078.2	1098.7	1082.4	1087.6
55°	884.2	893.1	943.6	1027.7	1108.1	1095.0	1110.2	1123.9	1152.8	1139.1	1148.6
57.5°	758.5	776.9	835.3	957.2	1105.0	1112.3	1143.3	1164.4	1199.6	1187.5	1209.6
60°	586.1	598.7	663.4	805.9	1004.0	1014.0	1070.3	1137.0	1218.0	1234.8	1269.5
62.5°	383.7	391.1	454.2	598.7	830.0	833.2	903.1	989.8	1130.2	1167.0	1264.2
65°	190.3	200.3	233.9	344.8	581.4	577.2	653.9	755.4	937.3	977.7	1136.0
67.5°	118.8	120.4	127.2	159.8	291.2	258.6	321.7	427.9	648.2	684.4	885.2
70°	99.9	99.4	97.8	102.5	128.3	104.1	115.1	150.3	301.7	300.2	510.4
72.5°	92.0	90.4	86.2	85.7	89.4	82.0	83.1	85.2	120.9	101.5	196.6
75°	84.6	81.5	76.2	74.6	74.6	68.9	68.9	69.4	78.3	73.6	89.4
77.5°	75.7	72.0	66.8	64.7	62.6	56.2	55.7	56.2	63.1	58.9	66.8
80°	65.2	61.5	57.8	54.7	51.5	45.7	44.2	44.2	49.9	45.7	52.0
82.5°	56.8	52.0	51.0	45.7	41.0	35.7	34.2	31.5	36.8	32.1	38.9
85°	42.1	38.4	48.4	40.5	32.6	28.9	23.1	19.4	23.1	18.9	24.7
87.5°	24.2	22.6	42.6	32.1	28.9	31.0	18.9	13.7	13.1	11.6	13.7
90°	4.7	5.3	6.8	4.7	6.3	3.2	1.6	1.6	3.2	2.1	3.7
92.5°	0.0	0.0	0.0	0.0	0.0	0.0	0.0	0.0	0.0	0.0	0.0
95°	0.0	0.0	0.0	0.0	0.0	0.0	0.0	0.0	0.0	0.0	0.0
97.5°	0.0	0.0	0.0	0.0	0.0	0.0	0.0	0.0	0.0	0.0	0.0
100°	0.0	0.0	0.0	0.0	0.0	0.0	0.0	0.0	0.0	0.0	0.0
102.5°	0.0	0.0	0.0	0.0	0.0	0.0	0.0	0.0	0.0	0.0	0.0
105°	0.0	0.0	0.0	0.0	0.0	0.0	0.0	0.0	0.0	0.0	0.0
107.5°	0.0	0.0	0.0	0.0	0.0	0.0	0.0	0.0	0.0	0.0	0.0
110°	0.0	0.0	0.0	0.0	0.0	0.0	0.0	0.0	0.0	0.0	0.0



REPORT NUMBER: P227505  
 CATALOG NUMBER: IST-AF-600-LED-E1-RW-7030

**CANDELA DISTRIBUTION (continued):**

	0°	5°	15°	25°	35°	37.5°	40°	42.5°	45°	47.5°	50°
112.5°	0.0	0.0	0.0	0.0	0.0	0.0	0.0	0.0	0.0	0.0	0.0
115°	0.0	0.0	0.0	0.0	0.0	0.0	0.0	0.0	0.0	0.0	0.0
117.5°	0.0	0.0	0.0	0.0	0.0	0.0	0.0	0.0	0.0	0.0	0.0
120°	0.0	0.0	0.0	0.0	0.0	0.0	0.0	0.0	0.0	0.0	0.0
122.5°	0.0	0.0	0.0	0.0	0.0	0.0	0.0	0.0	0.0	0.0	0.0
125°	0.0	0.0	0.0	0.0	0.0	0.0	0.0	0.0	0.0	0.0	0.0
127.5°	0.0	0.0	0.0	0.0	0.0	0.0	0.0	0.0	0.0	0.0	0.0
130°	0.0	0.0	0.0	0.0	0.0	0.0	0.0	0.0	0.0	0.0	0.0
132.5°	0.0	0.0	0.0	0.0	0.0	0.0	0.0	0.0	0.0	0.0	0.0
135°	0.0	0.0	0.0	0.0	0.0	0.0	0.0	0.0	0.0	0.0	0.0
137.5°	0.0	0.0	0.0	0.0	0.0	0.0	0.0	0.0	0.0	0.0	0.0
140°	0.0	0.0	0.0	0.0	0.0	0.0	0.0	0.0	0.0	0.0	0.0
142.5°	0.0	0.0	0.0	0.0	0.0	0.0	0.0	0.0	0.0	0.0	0.0
145°	0.0	0.0	0.0	0.0	0.0	0.0	0.0	0.0	0.0	0.0	0.0
147.5°	0.0	0.0	0.0	0.0	0.0	0.0	0.0	0.0	0.0	0.0	0.0
150°	0.0	0.0	0.0	0.0	0.0	0.0	0.0	0.0	0.0	0.0	0.0
152.5°	0.0	0.0	0.0	0.0	0.0	0.0	0.0	0.0	0.0	0.0	0.0
155°	0.0	0.0	0.0	0.0	0.0	0.0	0.0	0.0	0.0	0.0	0.0
157.5°	0.0	0.0	0.0	0.0	0.0	0.0	0.0	0.0	0.0	0.0	0.0
160°	0.0	0.0	0.0	0.0	0.0	0.0	0.0	0.0	0.0	0.0	0.0
162.5°	0.0	0.0	0.0	0.0	0.0	0.0	0.0	0.0	0.0	0.0	0.0
165°	0.0	0.0	0.0	0.0	0.0	0.0	0.0	0.0	0.0	0.0	0.0
167.5°	0.0	0.0	0.0	0.0	0.0	0.0	0.0	0.0	0.0	0.0	0.0
170°	0.0	0.0	0.0	0.0	0.0	0.0	0.0	0.0	0.0	0.0	0.0
172.5°	0.0	0.0	0.0	0.0	0.0	0.0	0.0	0.0	0.0	0.0	0.0
175°	0.0	0.0	0.0	0.0	0.0	0.0	0.0	0.0	0.0	0.0	0.0
177.5°	0.0	0.0	0.0	0.0	0.0	0.0	0.0	0.0	0.0	0.0	0.0
180°	0.0	0.0	0.0	0.0	0.0	0.0	0.0	0.0	0.0	0.0	0.0





REPORT NUMBER: P227505  
 CATALOG NUMBER: IST-AF-600-LED-E1-RW-7030

**CANDELA DISTRIBUTION (continued):**

	52.5°	55°	57.5°	60°	62.5°	65°	67.5°	70°	72.5°	75°	77.5°
0°	410.5	410.5	410.5	410.5	410.5	410.5	410.5	410.5	410.5	410.5	410.5
2.5°	409.5	411.1	409.0	411.1	407.4	410.5	407.9	411.1	408.4	411.1	407.9
5°	412.1	416.3	411.6	417.4	410.5	417.4	411.6	417.9	412.7	417.9	412.1
7.5°	416.3	423.7	417.4	424.7	416.3	425.8	417.9	426.8	419.0	427.4	418.4
10°	421.6	431.1	422.6	432.1	422.1	433.2	423.2	434.7	424.2	435.8	424.7
12.5°	426.3	438.4	428.9	441.6	430.5	443.7	432.1	446.8	434.2	449.4	435.3
15°	435.3	451.0	438.9	454.2	441.6	456.8	444.2	461.0	446.8	464.2	449.4
17.5°	446.8	464.2	451.6	466.8	453.1	470.0	456.3	473.1	458.9	476.8	460.5
20°	462.6	479.9	466.8	481.5	468.4	483.6	470.0	485.2	473.1	488.3	474.2
22.5°	480.5	496.8	482.6	497.3	482.6	496.8	483.6	497.3	485.2	499.4	486.8
25°	502.0	517.3	503.1	515.7	501.0	513.6	501.0	513.6	502.5	514.6	505.2
27.5°	532.0	543.5	528.8	539.9	524.1	535.1	522.0	533.0	522.5	533.0	523.6
30°	565.6	576.1	559.3	568.3	550.9	559.3	545.1	554.6	543.5	553.5	546.2
32.5°	602.4	610.8	594.0	601.4	583.5	590.9	575.6	581.9	572.5	578.8	574.0
35°	643.4	651.8	634.5	641.3	623.4	629.8	614.5	617.7	608.2	612.4	608.2
37.5°	692.3	699.7	679.7	686.0	666.6	674.4	656.0	659.2	647.6	650.3	641.8
40°	744.9	752.8	729.1	735.4	711.2	720.2	699.7	701.8	686.0	688.6	675.5
42.5°	801.6	809.0	779.6	784.8	756.4	765.9	741.7	745.9	727.0	729.6	712.8
45°	864.2	868.4	835.8	839.5	805.3	814.8	784.3	792.2	769.6	774.8	755.4
47.5°	922.6	931.0	895.2	898.4	861.6	867.4	832.1	842.7	818.5	826.4	802.7
50°	989.3	995.6	961.5	962.0	926.2	928.3	888.9	899.4	873.1	881.6	856.3
52.5°	1057.7	1061.9	1025.1	1028.7	993.5	997.2	957.8	962.0	931.5	938.9	914.1
55°	1123.9	1124.9	1094.4	1093.4	1060.3	1067.1	1023.5	1032.9	996.7	1004.6	976.7
57.5°	1190.1	1193.8	1165.4	1166.5	1133.3	1138.1	1098.7	1105.5	1071.3	1080.8	1046.1
60°	1260.0	1271.6	1243.7	1247.4	1215.9	1225.3	1177.5	1186.4	1149.1	1164.4	1127.0
62.5°	1304.7	1347.8	1342.6	1348.3	1318.4	1323.1	1273.7	1287.9	1243.2	1254.3	1215.9
65°	1219.6	1325.2	1378.8	1437.7	1439.3	1454.5	1406.7	1412.0	1367.3	1364.6	1319.4
67.5°	994.0	1124.4	1214.8	1335.7	1420.4	1501.8	1531.3	1538.6	1514.5	1488.7	1437.7
70°	599.8	742.2	875.2	1017.7	1151.2	1297.9	1422.5	1508.7	1583.8	1580.2	1587.5
72.5°	237.1	355.4	444.2	577.7	710.2	872.6	1010.3	1131.8	1261.1	1340.5	1443.5
75°	93.6	123.5	144.6	219.2	282.3	403.2	524.6	590.3	691.8	761.2	832.7
77.5°	67.3	73.6	74.6	86.7	91.5	126.7	148.2	170.8	192.4	206.1	203.4
80°	52.0	56.2	56.2	61.5	61.0	67.8	66.2	72.5	72.0	77.3	73.6
82.5°	38.9	41.5	41.5	45.7	45.7	49.9	48.9	53.1	51.5	55.2	51.5
85°	25.2	27.9	27.9	30.0	28.9	33.1	32.6	35.7	34.2	35.7	33.1
87.5°	14.2	15.8	16.3	17.9	16.3	19.4	18.9	20.5	18.9	20.5	19.4
90°	2.1	3.2	2.1	3.2	1.6	4.7	2.6	5.3	1.6	6.3	2.6
92.5°	0.0	0.0	0.0	0.0	0.0	0.0	0.0	0.0	0.0	0.0	0.0
95°	0.0	0.0	0.0	0.0	0.0	0.0	0.0	0.0	0.0	0.0	0.0
97.5°	0.0	0.0	0.0	0.0	0.0	0.0	0.0	0.0	0.0	0.0	0.0
100°	0.0	0.0	0.0	0.0	0.0	0.0	0.0	0.0	0.0	0.0	0.0
102.5°	0.0	0.0	0.0	0.0	0.0	0.0	0.0	0.0	0.0	0.0	0.0
105°	0.0	0.0	0.0	0.0	0.0	0.0	0.0	0.0	0.0	0.0	0.0
107.5°	0.0	0.0	0.0	0.0	0.0	0.0	0.0	0.0	0.0	0.0	0.0
110°	0.0	0.0	0.0	0.0	0.0	0.0	0.0	0.0	0.0	0.0	0.0



REPORT NUMBER: P227505  
 CATALOG NUMBER: IST-AF-600-LED-E1-RW-7030

**CANDELA DISTRIBUTION (continued):**

	52.5°	55°	57.5°	60°	62.5°	65°	67.5°	70°	72.5°	75°	77.5°
112.5°	0.0	0.0	0.0	0.0	0.0	0.0	0.0	0.0	0.0	0.0	0.0
115°	0.0	0.0	0.0	0.0	0.0	0.0	0.0	0.0	0.0	0.0	0.0
117.5°	0.0	0.0	0.0	0.0	0.0	0.0	0.0	0.0	0.0	0.0	0.0
120°	0.0	0.0	0.0	0.0	0.0	0.0	0.0	0.0	0.0	0.0	0.0
122.5°	0.0	0.0	0.0	0.0	0.0	0.0	0.0	0.0	0.0	0.0	0.0
125°	0.0	0.0	0.0	0.0	0.0	0.0	0.0	0.0	0.0	0.0	0.0
127.5°	0.0	0.0	0.0	0.0	0.0	0.0	0.0	0.0	0.0	0.0	0.0
130°	0.0	0.0	0.0	0.0	0.0	0.0	0.0	0.0	0.0	0.0	0.0
132.5°	0.0	0.0	0.0	0.0	0.0	0.0	0.0	0.0	0.0	0.0	0.0
135°	0.0	0.0	0.0	0.0	0.0	0.0	0.0	0.0	0.0	0.0	0.0
137.5°	0.0	0.0	0.0	0.0	0.0	0.0	0.0	0.0	0.0	0.0	0.0
140°	0.0	0.0	0.0	0.0	0.0	0.0	0.0	0.0	0.0	0.0	0.0
142.5°	0.0	0.0	0.0	0.0	0.0	0.0	0.0	0.0	0.0	0.0	0.0
145°	0.0	0.0	0.0	0.0	0.0	0.0	0.0	0.0	0.0	0.0	0.0
147.5°	0.0	0.0	0.0	0.0	0.0	0.0	0.0	0.0	0.0	0.0	0.0
150°	0.0	0.0	0.0	0.0	0.0	0.0	0.0	0.0	0.0	0.0	0.0
152.5°	0.0	0.0	0.0	0.0	0.0	0.0	0.0	0.0	0.0	0.0	0.0
155°	0.0	0.0	0.0	0.0	0.0	0.0	0.0	0.0	0.0	0.0	0.0
157.5°	0.0	0.0	0.0	0.0	0.0	0.0	0.0	0.0	0.0	0.0	0.0
160°	0.0	0.0	0.0	0.0	0.0	0.0	0.0	0.0	0.0	0.0	0.0
162.5°	0.0	0.0	0.0	0.0	0.0	0.0	0.0	0.0	0.0	0.0	0.0
165°	0.0	0.0	0.0	0.0	0.0	0.0	0.0	0.0	0.0	0.0	0.0
167.5°	0.0	0.0	0.0	0.0	0.0	0.0	0.0	0.0	0.0	0.0	0.0
170°	0.0	0.0	0.0	0.0	0.0	0.0	0.0	0.0	0.0	0.0	0.0
172.5°	0.0	0.0	0.0	0.0	0.0	0.0	0.0	0.0	0.0	0.0	0.0
175°	0.0	0.0	0.0	0.0	0.0	0.0	0.0	0.0	0.0	0.0	0.0
177.5°	0.0	0.0	0.0	0.0	0.0	0.0	0.0	0.0	0.0	0.0	0.0
180°	0.0	0.0	0.0	0.0	0.0	0.0	0.0	0.0	0.0	0.0	0.0



REPORT NUMBER: P227505

CATALOG NUMBER: IST-AF-600-LED-E1-RW-7030

**CANDELA DISTRIBUTION (continued):**

	80°	82.5°	85°	87.5°	90°
0°	410.5	410.5	410.5	410.5	410.5
2.5°	410.5	409.5	411.6	408.4	411.1
5°	417.9	413.2	419.0	413.2	418.4
7.5°	427.9	420.0	428.4	420.0	428.4
10°	437.4	424.2	437.9	425.3	438.4
12.5°	451.6	435.8	453.7	436.3	453.7
15°	467.3	449.4	469.4	450.0	470.5
17.5°	479.9	462.6	482.0	462.6	482.6
20°	490.5	476.8	493.1	476.8	494.7
22.5°	502.5	492.6	505.7	492.6	508.9
25°	518.3	511.5	522.0	512.5	524.1
27.5°	536.7	532.0	540.4	533.6	542.5
30°	558.3	556.7	560.9	557.7	563.0
32.5°	582.4	586.1	586.1	586.1	588.2
35°	617.7	620.8	620.8	621.9	622.4
37.5°	651.3	656.6	656.0	657.6	657.6
40°	686.5	693.4	693.4	693.4	694.4
42.5°	725.4	732.8	733.8	730.7	732.8
45°	769.1	771.7	774.3	772.7	776.4
47.5°	815.8	818.5	820.6	818.5	824.3
50°	871.0	870.5	876.3	870.5	878.9
52.5°	928.9	933.6	937.3	931.5	937.3
55°	994.0	992.5	1004.6	996.7	1004.6
57.5°	1065.5	1065.5	1077.6	1070.3	1079.2
60°	1150.2	1143.3	1160.2	1148.1	1160.2
62.5°	1235.9	1223.8	1242.7	1232.2	1247.9
65°	1334.7	1317.3	1335.2	1321.5	1335.7
67.5°	1434.6	1414.6	1420.4	1413.5	1421.4
70°	1562.8	1560.2	1553.4	1573.3	1556.0
72.5°	1427.2	1457.7	1433.0	1480.8	1448.2
75°	876.8	933.1	964.1	1013.0	1005.1
77.5°	207.6	184.5	203.4	182.4	205.5
80°	76.7	69.9	73.1	63.6	71.0
82.5°	52.6	45.7	44.2	35.2	37.8
85°	33.6	27.3	25.2	21.0	23.1
87.5°	20.0	15.2	14.2	12.1	12.6
90°	5.8	2.1	4.2	1.1	3.7
92.5°	0.0	0.0	0.0	0.0	0.0
95°	0.0	0.0	0.0	0.0	0.0
97.5°	0.0	0.0	0.0	0.0	0.0
100°	0.0	0.0	0.0	0.0	0.0
102.5°	0.0	0.0	0.0	0.0	0.0
105°	0.0	0.0	0.0	0.0	0.0
107.5°	0.0	0.0	0.0	0.0	0.0
110°	0.0	0.0	0.0	0.0	0.0



REPORT NUMBER: P227505

CATALOG NUMBER: IST-AF-600-LED-E1-RW-7030

**CANDELA DISTRIBUTION (continued):**

	80°	82.5°	85°	87.5°	90°
112.5°	0.0	0.0	0.0	0.0	0.0
115°	0.0	0.0	0.0	0.0	0.0
117.5°	0.0	0.0	0.0	0.0	0.0
120°	0.0	0.0	0.0	0.0	0.0
122.5°	0.0	0.0	0.0	0.0	0.0
125°	0.0	0.0	0.0	0.0	0.0
127.5°	0.0	0.0	0.0	0.0	0.0
130°	0.0	0.0	0.0	0.0	0.0
132.5°	0.0	0.0	0.0	0.0	0.0
135°	0.0	0.0	0.0	0.0	0.0
137.5°	0.0	0.0	0.0	0.0	0.0
140°	0.0	0.0	0.0	0.0	0.0
142.5°	0.0	0.0	0.0	0.0	0.0
145°	0.0	0.0	0.0	0.0	0.0
147.5°	0.0	0.0	0.0	0.0	0.0
150°	0.0	0.0	0.0	0.0	0.0
152.5°	0.0	0.0	0.0	0.0	0.0
155°	0.0	0.0	0.0	0.0	0.0
157.5°	0.0	0.0	0.0	0.0	0.0
160°	0.0	0.0	0.0	0.0	0.0
162.5°	0.0	0.0	0.0	0.0	0.0
165°	0.0	0.0	0.0	0.0	0.0
167.5°	0.0	0.0	0.0	0.0	0.0
170°	0.0	0.0	0.0	0.0	0.0
172.5°	0.0	0.0	0.0	0.0	0.0
175°	0.0	0.0	0.0	0.0	0.0
177.5°	0.0	0.0	0.0	0.0	0.0
180°	0.0	0.0	0.0	0.0	0.0

(END OF REPORT)